



April 2026 Newsletter

Welcome! We are the San Diego chapter of the American Needlepoint Guild. We meet monthly to share our love of stitching and welcome all who share our passion, from beginners to needlepoint designers. We offer workshops with nationally known designers, open stitching opportunities, and great conversation with like-minded people. Please join us.

Connect with us, Meet with us, Stitch with us!

CHAPTER MEETINGS

- **Monthly Chapter Meetings (Hybrid: In Person & via Zoom)**

2nd Tuesday of the Month @ 6:30pm PST

In Person San Diego Location: North Clairemont Recreation Center, 4421 Bannock Avenue, San Diego, CA 92117

Join Zoom: See body of e-mail for zoom link.

- **Sunday Social Stitching (via Zoom)**

Every Other Sunday @ 12:00pm PST

Hosted by Jo Ann Jackson & Jennifer Kiss

Join Zoom: See body of e-mail for zoom link.

- **Friday Social Stitching (via Zoom)**

Every 2 weeks on Fridays @ 7:30pm PST

Hosted by Margi Thornburgh & Heather Cowan

Join Zoom: See body of e-mail for zoom link.

- **Thursday Social Stitching (In Person)**

First Thursdays in San Diego @ 10:00am-2:00pm PST

In Person San Diego Location: North Clairemont Recreation Center, 4421 Bannock Avenue, San Diego, CA 92117



President: Jan Woolsey

Vice President – Programs: Pamela Blumberg

Vice President – Membership: Kimberly Scott

Secretary: Sheryl Forster

Treasurer: Catherine Salamon

Workshop Co-Chairs: Joanne Einhorn and Chris Loudon

Technology & Social Media Team: Shirley Chin and Jeannie Roehrs

Donations Chair: Susan Driscoll-Bannister

Newsletter Editor: Lindsay Kimmach

President's Report:

Dear friends -

Happy April! This is my favorite time of the year as the flowers are blooming and the days are getting longer allowing for more time to do the fun things that we do in the spring and summer!



I hope you will consider joining us for the SDANG Workshop to be held on August 8th in La Jolla. Sandie Cormaci-Boles has designed a piece that she has named "Jackpot!" as it is made up of a jackpot of interesting stitches. This versatile piece can be finished as a frame weight, an insert for an acrylic tray, an eyeglass case ... and, of course, it could always be framed. Originally, Sandie offered it in four color ways; however, at the request of the chapter leadership, she designed a new patriotic theme, which she calls Patriotic Pride! Our workshop will represent the inaugural launch of the new patriotic color way! Of course, you can elect to opt for multiple color ways as I have because there were just too many options to choose from. Many thanks to our workshop co-chairs (Joanne Einhorn and Chris Loudon) for their great work in finding Sandie and engaging her for our first workshop of the year.

I'm counting the weeks until the ANG Seminar and registration remains open until April 17th – I hope to see you there! Here is a link to register - <https://www.needlepoint.org/page/SeminarReg2026>. We will be hosting the SDANG hospitality suite at least one night. More to follow on the date!

It's not too late to donate to the Royal School of Needleworks sponsored stitch. Thanks to Shirley Chin for leading that effort - for those who have already donated, Shirley is accepting your votes for the sponsored stitch.

Soon, we will be launching the SDANG Standing Rules to augment our Bylaws. They have not been updated in quite some time and I have to extend my sincerest thanks to Sheryl Forster for taking the lead on this project, and to Nancy Holub for her help in getting them updated. This is not the sexiest job in the world, but it is very important work - I'm really thankful to members who are willing to roll up their sleeves to put together these kinds of working documents.

One last thank you to share. Each year, we conduct a self-audit of our finances from the previous year. No one who is a signatory on the bank account for the period being audit can serve as one of our self-auditors, which meant that neither Joanne Einhorn nor I could participate in the audit. Two weekends ago, two board members (Catherine Salamon and Lindsay Kimnach) volunteered to serve as our audit team. I walked them through the process that was utilized in the past and sat quietly in order to answer any questions that they might have. I'm pleased to report that they had no questions or concerns, and signed off on the audit for the 2025 books. Thank you ladies for your help in this important endeavor! Our final step for 2025 is to file our tax-related documents which are due by May 15th. As the outgoing treasurer, I will handle that for the guild.

I hope that you are taking time to stitch a little each day - I signed up for the Facebook Stitch and Fundraise Challenge which commits to stitching a little bit each day in April. Pamela Blumberg introduced it at our last meeting and I hope that some of you have decided to take advantage of this opportunity. I've found it to be a very good excuse for stitching ... not that I really needed one, but it IS a fun reminder to stitch!

Looking forward to seeing you at our upcoming meeting on April 14th. In the meantime, keep on stitching!

Jan

Upcoming Programs:

April Program - The Art of De-Stashing

Is your stash taking over? We've all been there—canvases you'll never get to, or a mountain of thread that no longer fits your style. Join us for an informative, practical session on how to mindfully clear your creative space and give your supplies a second life.

What We'll Cover:

- **The Donation Guide:** Where to give and how to ensure your supplies reach those who will cherish them.
- **The Seller's Strategy:** Tips on how to price and where to sell your premium canvases and threads.
- **Market Trends:** What's "in" right now? Learn what collectors and fellow stitchers are currently hunting for.
- **Organization Tips:** How to decide what stays and what goes.

**TUESDAY,
APRIL 14TH**

2026 SDANG THEME:

STITCHING IN YOUR NEST

Last year, our focus was on exploring stitching while traveling the world. This year, we're bringing the spotlight **home**.

We'll feature one member each month and highlight the "nest" where they stitch.

We look forward to sharing these stories and learning from our members throughout the year.

What's your favorite chair to stitch in?

Do you have a handy light, magnifier or other unique tool?

We welcome you to share it with us.

Please reach out to newsletter@sdang.org to be highlighted in the May newsletter.

Treasurer's Corner:



Treasurer's Report for March 31, 2026			
Balances as of 03/31/26			
Petty Cash		\$107.00	
PayPal	\$ 489.91		
Note - Paypal fees through 12-31-2025		\$ 321.05	New yearly amount TBD
Subtotal PayPal		\$489.91	
SDCCU			
95 Small Business Checking	\$3,654.71		
01 Money Market Max	\$6,222.89		
CD Certificate of Deposit	\$10,232.00		
CD Certificate of Deposit	\$5,036.48		
00 Primary Savings	\$1		
Subtotal SDCCU		\$25,147.08	
Total Balances		\$25,743.99	
Prepaid Membership	\$3,460.21		Includes \$2,762.04 in future lifetime dues for 7 members
1)	2025 membership dues reflects \$1,168.39 received in previous years		
2)	We sold all 60 kits for the Wendy Moore Program. After underwriting, the program cost the chapter \$1,225.23 (net of kit fees collected).		
3)	We had 14 participate for the Ruby Sue Pilot, of which we gained two new members. Total cost of the pilot was under \$700 (well under the \$1500 budgeted for workshop underwriting).		
4)	We sent two boxes of our donated "stash" to be sold on behalf of the chapter. Our Inkind Donations reflect all of the sales for the year.		
5)	We had 24 participants purchase tickets for the Holiday party (2 members had to cancel and we didn't charge them for their tickets since they were going to pay at the door); we have collected for 17 books with two more that have been invoiced and will be collected in 2026.		
6)	We still have SD ANG magnets, pin sets and SDANG Logo Name Tags available for purchase - contact Jan / Catherine at treasurer@sdang.org to purchase them		

Membership Status:

Spring Renewals!

The Chapter has 183 members!

Hello! It's Renewal Time!
Please keep in mind three things:

happy birthday!

1) SDANG membership year: May 1-April 30

2) Members can renew for:

- 1 year \$21
- 2 years \$40
- Lifetime \$450

3) Please use the renewal form found on the website: sdang.org/membership/

Patty Gabrisch	04-01	Heather Cowan	04-16
Jo Anne Ghazi	04-02	Janice Geipel	04-17
Nancy Paul	04-04	Holly Muller	04-20
Kathy Edwards	04-07	Nadine Jackson	04-21
Holly Gold	04-06	Randi Leinen	04-21
Alana Albertson	04-08	Jan Woolsey	04-23
Mary Beth Kelly	04-14	Amanda Holmes	04-25
Debbie Sewell	04-15		

If you have questions feel free to email:
membership@sdang.org

If your name is on the list below, you are paid up for the 2026-2027 membership year (as of 3/26/2026).

Linda Alderman	Lisa Crespo	Amanda Holmes	Jeannie Roehrs
Jana Bass	Cathryn Curia	Elizabeth Horne	Bridget Rose-Viehweg
Victoria Becker	Janet Dix	Gina Howard	Heather Ryan
Pamela Blumberg	Jean Early	Melissa Hull	Kimberly Scott
Judith Boland	Joanne Einhorn	Nadine Jackson	Debbie Sewell
Laura Breen	Sheryl Forster	Judith Kelley	Sally Staver
Collette Canavan	Michelle Ganoff	Donna Brandeis LaGanga	Deborah Thomas
Stephanie Carroll	Jo Anne Ghazi	Sharon Mozeko	Pam Thompson
Shirley Chin	Lenora Goodliffe	Catherine McEnerney	Margie Thornburgh
Annelle Colevins	Patricia Glynn	Charlotte Nappi	Vickie van Lune
Paula Comans	Pamela Harding	Deb Ogden	Rose Viqueira
Jane Cornue	Nancy Harrison	Margaret Orend	Marcia Watanabe
Pat Correz	Dianna Higginbotham	Denise Park	Jan Woolsey
Donna Cowan	Sandra Higgins	Marianne Randall	Patricia Yelich
Heather Cowan	Nancy Hill	Susan Reed	

MONTHLY TREAT SIGN-UP



Coordinator: Sandy Higgins

If you need to cancel, please contact Sandy at (858) 274-0306

April 14 - Karen Stephens

May 12 - Catherine Salamon

June 9 - Joanne Einhorn

July 14 - **OPEN** - If you would like to bring treats, please reach out to Sandy Higgins

August 11 - Lindsay Kimnach

September 8 - Marianne Randall

October 13 - Susan Driscoll-Bannister

November 10 - Jan Woolsey

December - Holiday Party!

Special Announcements:

UPCOMING WORKSHOPS

Join SDANG for our first workshop of 2026! We are excited to announce that Sandie Cormaci-Boles will be sharing and teaching her JACKPOT! design on August 8 & 9. This versatile piece can be finished as a frame weight, eyeglass case, acrylic tray insert, or sewn on a bag or piece of clothing. Of course it can be framed as well.

The design contains a "Jackpot" of stitching techniques that would be appropriate for any level of stitcher. The design is stitched on a 10" x 12" 18 count mono canvas. Originally, Sandie had offered 4 different color palettes/color ways. At our request, she created the Patriot's Pride color way that she'll introduce exclusively to us to commemorate our nation's 250th Anniversary! All kits include the canvas and five shades of overdyed silk. The finished design size is approximately 5 1/2" x 3 1/2". Ghost or distance stitching is available. The class will not be available via Zoom.



See the flyer attached to e-mail!

HERE ARE THE DETAILS:

DATE: AUGUST 8 - 9, 2026

TIME: 9:30 AM PST THROUGH 4:30 PM PST

LOCATION: 5490 CAMINITO HERMINIA, LA JOLLA, CA

REGISTER BY JUNE 8, 2026



RSN STITCH BANK

As you know, we're donating money to the Royal School of Needlework stitch bank [Royal School of Needlework Stitch Bank \(RSN\)](#) to sponsor a stitch and here are 3 choices:



Siense - This stitch consists of parallel straight stitches, each of which is embellished with a detached buttonhole stitch: together they form a wide textured line. It can also be used as an isolated stitch.

Tent Trammed (Beadwork) - This version of tent stitch is worked by threading a bead onto the working thread before making each stitch; once a length has been worked, the thread is taken through the beads to hold them firmly together. The beads sit. Tent stitch is one of the simplest canvaswork stitches: it is worked in a diagonal direction normally across one intersection of canvas. (This version is most similar to continental tent stitch as it has a long diagonal stitch on the reverse of the fabric.)



Treble Leviathan - This canvaswork stitch forms a textured square rosette pattern. It is created by working sets of three angled stitches from each corner of a square into the center to form rosettes; the gaps between them are filled with upright cross stitches.

Please send Shirley Chin, Gostitch3121@gmail.com, your top choice by APRIL 15, 2026.

To sponsor a stitch, we need to raise £300 or approx. \$410.

Submit your donation to any board member and make out checks to SDANG.

You can mail them to: Jan Woolsey at 1793 Camden Pl, San Marcos, California 92069 .

Thanks for your time and donations!

CHAPTER OUTREACH

What Fun! On Saturday morning, April 4, Shirley Chin and I attended the monthly meeting of the San Diego Chinese Women's Association. Shirley, who is a member of that group, volunteered to provide the program for the meeting. Can you guess the program??? Of course, we taught "How to get Started in Needlepoint."

What a great group! They were enthusiastic and eager to learn. We provided practice canvases, threads, needles and instructions. A number of the attendees had either cross stitched or embroidered in the past. A few brought unfinished needlepoint kits they had gotten on cruises. Others, at Shirley's suggestion, purchased Stitch N Zip kits. Many had never even threaded a needle before. We brought a selection of our finished work. They LOVED Shirley's stitched and finished fortune cookies!

Besides sharing background about our art and its burgeoning popularity, teaching two stitches (Tent and Brick), and providing hands on help, we talked about the advantage of stitching together, and encouraged them to join us in chapter events in the near future.

Shirley and I had a great time, made new friends, and helped spread our love of Needlepoint! We're always ready to take our classes on the road. Let us know if you know of a group that would be interested and if you'd like to teach with us.

Joanne



Secretary's Update:

Meeting Minutes will be posted to SDANG Website: <https://sdang.org>

Supporting the Community:



UPCOMING SDANG STASH SALE!

If you would like to assist with the Stash Sale, please contact Susan Driscoll-Bannister.
If you have needlepoint materials to donate, please contact Susan.



Stay Connected with Technology & Social Media:



Be on the lookout for upcoming improvements to the SDANG website, including a **Members Only** Section: <https://sdang.org>

Connect with us on Instagram:
<https://www.instagram.com/sandiegoang/>

Artists Gallery:

We want to celebrate our members' artistic talent each month!

PLEASE SEND PICTURES OF YOUR FINISHED PIECES WITH THE FOLLOWING INFO:

- YOUR NAME & LOCATION
- NAME OF THE CANVAS & DESIGNER
- DESCRIPTION & ANY STITCHES, EMBELLISHMENTS, OR TECHNIQUES USED
- IF THE PIECE IS STILL "ON THE BARS," HOW DO YOU PLAN TO FINISH IT?



Stitched by: Sheryl Forster
Designer: Canvas by Mindy

Stitch Guide: Open & 3-D stitching technique in collaboration with
Terri Christopher-Castillo at 2 the Point in Livermore, CA

Framing: Framing by Anna (she actually wrapped the silk on the outside mat around the bevel).

Needlepoint Resources:

FAMILY ARTS //
NEEDLEWORK
// SHOP


5555 North 7th Street / Suite 144
Phoenix, AZ 85014
(602) 277-0694
email: familyarts@familyartsaz.com
www.familyartsneedlework.com

JULIE ELDER
DIRECTOR



Have a burgeoning stash? I can help find new homes for things you would like to sell

For more information:
Needlearts@comcast.net – 206-406-5642



Est. 1972

SANDY'S FINISHING TOUCHES
*Professional Blocking and Finishing
For Your Fine Needlework*
Sandy Higgins

(858) 274-0306
sandysfinishing@gmail.com
858-652-0932 (C)

5455 Soledad Road
La Jolla, CA 92037

Valerie B. McAleenan, MNAA, AOA
Senior Appraiser, ANG
timelessneedlearts.com
vmcaleenan@mac.com



**TIMELESS
NEEDLEARTS
APPRAISALS**

616.293.4815

shop owners
allyson farrimond & annette paape

the
**needle
works**

let's stitch together!

(p): 512.451.6931 | (a): 4401 Medical Pkwy. Austin, TX 78756
(e): annette@theneedleworks.com | allyson@theneedleworks.com
www.theneedleworks.com



Homestead Needle Arts
Theresa Swiecicki

(810) 694-3040 Phone
(810) 694-0370 Fax

8185 Holly Road, Ste. 4
Grand Blanc, MI 48439
www.homesteadneedlearts.com
email: shop@homesteadneedlearts.com



Vicky De Angelis
Owner

7719 Fay Avenue
La Jolla, CA 92037
www.needlenook.com

858.459.1711
Toll Free 800-685-1711
ndlpoint@needlenook.com